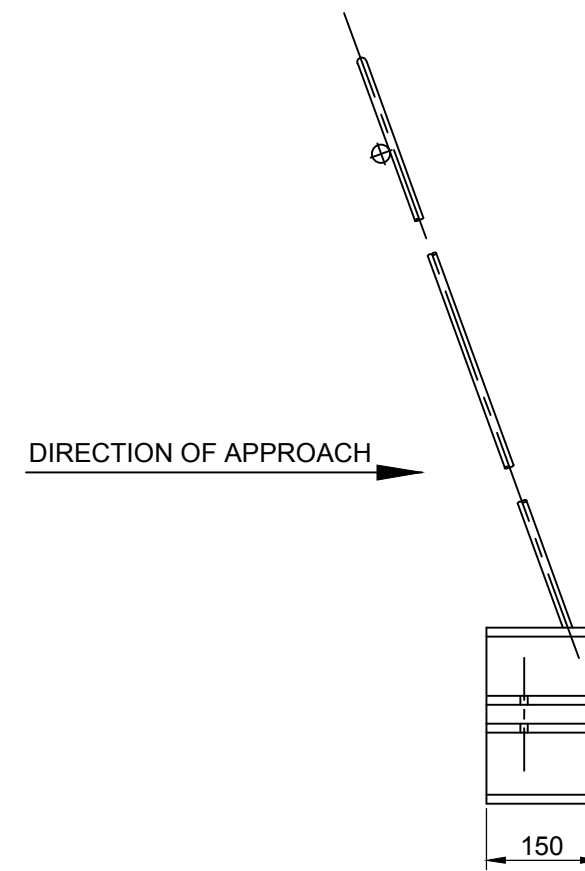
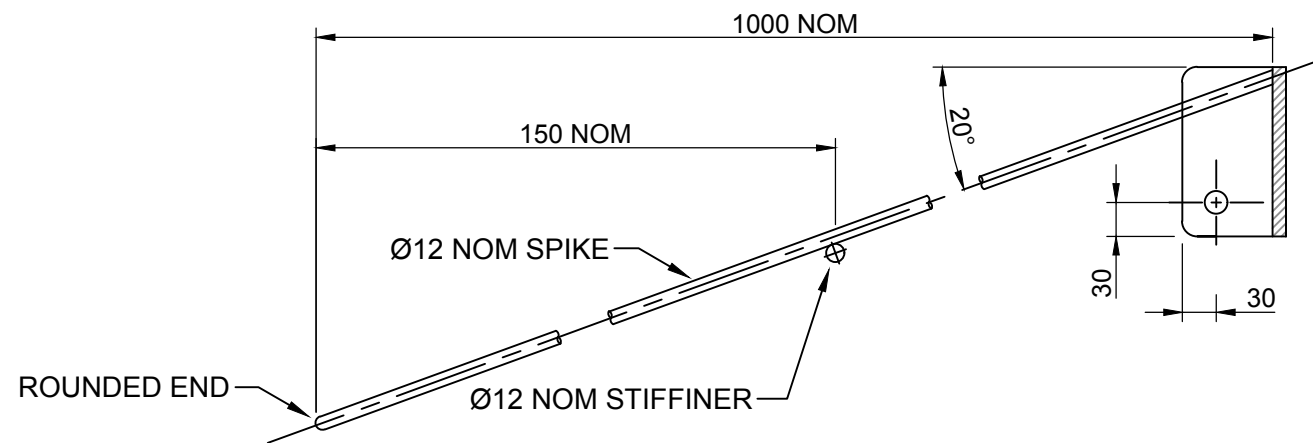


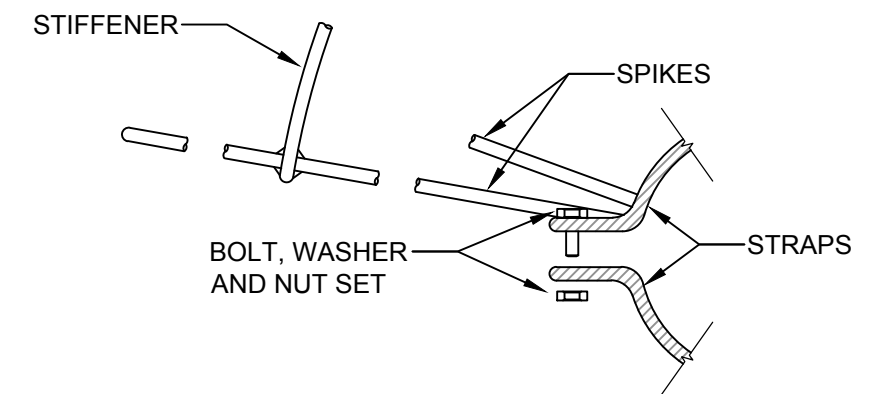
ELEVATION
STEEL PROTECTION GRILLE



END ELEVATION



PART PLAN



ELEVATION

COMPONENT AND FABRICATION DETAILS

NOTES

1. ALL DIMENSIONS ARE IN MILLIMETERS.
2. ALL ITEMS TO BE STEEL AND HOT DIPPED AFTER FABRICATION.
3. PLACE 3mm THICK RUBBER INSERTION BETWEEN CLAMPS AND PIPELINE.
4. INCLUDE SIGN "DANGER KEEP OFF" WHERE SPECIFIED BY WATER AGENCY.
5. STEEL TO BE GRADE 250 TO AS/NZ 3679.1.

| | | | | | |
|--|--------|---|---------------------|-----------------|--------------|
| Armidale <i>Dept of Public Infrastructure</i> Regional Council | SCALES | APPROVED | D. MAUNDER | 31/08/2016 | SHEET 1 OF 1 |
| | NTS | MANAGER ENGINEERING AND STANDARDS SUPPORT | | DATE | |
| SEWER AERIAL CROSSING AQUEDUCT PROTECTION GRILLE | | SURV | AS SHEET SIZE | DRAWING No | AMDT No |
| | | DRWN | A3 | 010-045 | |
| | | DES | | | |
| | | CHKD | CADFILE 010-045.dwg | DATE 31/08/2016 | |