

Waste Services Guide



WHEN YOU
RECYCLE
IN YOUR HOME YOU HELP
PROTECT MY HOME

This brochure has been printed on 100% recycled paper

ARMIDALE
Regional Council

Waste Hotline 1300 136 322
www.armidale.nsw.gov.au/waste

Green Waste

Green-lid bin collected fortnightly

Each eligible household receives a **City to Soil** organics collection service, with a 240-litre green-lid bin for kitchen and garden organics, including thin tree branches up to one metre long, flowers, weeds, grass clippings and food scraps.

New households receive one free MaxAir kitchen caddy and one roll of 75 compostable BioBags (approximately one year's supply) to make it easy and convenient to direct kitchen organics to the City to Soil collection.



Items that can go in the MaxAir caddy and BioBags include:

... raw or cooked food, tea bags, coffee grounds, fruit and vegetable peelings, paper towels and tissues.



The vented caddy and bag conveniently sits on your kitchen bench without producing odour and can hold food waste including meat, bones, egg shells, fish and other seafood scraps. When the BioBag is full, simply tie the corners together and place in your City to Soil bin along with your organic waste.

Tied securely, the BioBags filled with organic waste will easily last the two weeks between collections without emitting any detectable smell.

Food and garden waste collected in City to Soil bins is transformed into high-quality compost at the Armidale Waste Management Facility.

City to Soil

Additional BioBags are available from Council offices for a small fee per roll. The charge was introduced to address the high number of BioBags provided by Council that were not being used for City to Soil. Council continues to subsidise replacement bags to encourage effective use of the service.

Please use your City to Soil green-lid bin for:

- ✓ kitchen organics from your MaxAir caddy
- ✓ green garden waste such as leaves, prunings, flowers, weeds, thin branches and grass clippings
- ✓ soiled or wet paper, such as pizza boxes and other cardboard takeaway containers
- ✓ pet manure and biodegradable kitty litter (in compostable bags)

Do not line the caddy with plastic bags, even if they are designated 'biodegradable' because they will not compost. Newspaper can be used to line your caddy and placed in the City to Soil bin.

DO NOT use your City to Soil green-lid bin for:


- ✗ bottle tops, glass, plastics, metals
- ✗ medicines, chemicals, fertilisers, weed poisons, any other toxic or dangerous substance
- ✗ cigarette butts
- ✗ nappies



Compost produced by City to Soil is available for sale in bulk to local farmers and residents, providing a valuable resource to improve food production.



City to Soil



By using the City to Soil service as much as possible, you will help:

- ✓ produce valuable compost for local farmers and gardeners
- ✓ reduce the volume and cost of waste going to landfill
- ✓ reduce the amount of methane produced in the landfill, benefiting the environment

The vented caddy and bag can hold food waste in the kitchen including meat, bones, egg shells, fish and prawns without producing odour.

Compost produced by the City to Soil program is normally available for sale at the Armidale Waste Management Facility.

Compost is not always available because of testing requirements and processing times. Check the Recycling and Waste Facilities page on Council's website for availability and prices.

Delivery is available within a 10km radius of the Armidale Waste Management Facility for orders up to five cubic metres.

Further information, including availability of compost and deliveries, is available by phoning (02) 6772 7090.

The Armidale Waste Management Facility also sells mulch and crushed concrete.

Landfill Waste

Red-lid bin collected weekly

Eligible households are provided with a 140-litre red-lid bin. Waste that cannot be recycled and is not hazardous can go in the red-lid bin.



140 litre bin

See the A-Z guide for a comprehensive list of which items can go in each bin or crate.

Residents can assist the environment and help reduce landfill costs to the community by minimising the amount of waste in their red-lid bin.

Recycle whenever possible and deposit kitchen organics and garden organic waste in the City to Soil bin.



The less you are putting in the red - lid bin, the more you are recycling and saving the environment.

If you're unsure about recycling a plastic item, put it in the crate and let the Recycling Centre staff decide.



Recycling

Crates collected weekly

**Each eligible household is provided with two 55-litre crates to dispose of recyclable materials.
Extra crates can be purchased.**

Other recyclables



Paper & cardboard



Recycle Crates

The crate with a lid is for all types of clean paper and cardboard (pizza boxes and other soiled cardboard food containers can go in the green-lid City to Soil bin). The crate must have the lid on when placed outside to keep paper and cardboard dry and clean.

**Take the lids off bottles and jars and squash cans and plastic bottles flat so more can fit in the crate.
Rinse and clean jars, cans and bottles before placing them in the recycling crate.**

The other crate is for all other recyclable material, including:

- ✓ empty steel, aluminium and aerosol cans
- ✓ any plastics with the triangular recycling logo, such as bottles (including plastic bottle tops) and containers.
- ✓ Plastic bags and bubble wrap
- ✓ milk and juice cartons
- ✓ glass bottles and jars
- ✓ aluminum/steel pots and pans
- ✓ metal bottle tops
- ✓ clean aluminium foil

Please only place correct items in the crates.

Recycling can make a difference and it is everyone's responsibility to help the environment.

Recycling Guide

DO NOT use the recycling crates for:

- ✗ hazardous waste
- ✗ soiled or dirty items
- ✗ polystyrene
- ✗ electrical items
- ✗ nappies

See the A-Z guide for a comprehensive list of which items can go in each bin or crate. Larger recyclable items, such as cardboard boxes, can be placed next to the crates for collection.

Recyclables collected in the crates are taken to Council's Materials Recovery Centre to be sorted and processed. The sorted material is then sent to recycling centres throughout Australia to be converted into new products such as packaging, containers, paper and bottles.

The crate system requires a little extra input from households to sort materials but the quality of recycled materials helps us continue to meet waste diversion goals.

Plastic bags can be recycled but don't fill them with other items. Put plastic bags and film into one bag and tie it off. Never put hazardous waste in your recycling crates.



Households can put out an unlimited number of crates. Extra crates can be purchased from Council.



Helping the environment



Be part of the solution. Here are more actions you can take to assist the environment.

Reduce

Be a smart shopper by buying:

- ✓ products with minimal packaging
- ✓ fresh foods with little or no packaging
- ✓ products with recyclable packaging
- ✓ products that can be recycled

Reuse

- ✓ Don't just throw things out. Donate items to charities or hold a garage sale
- ✓ Reuse empty glass containers for storage
- ✓ Refill bottles every day with water or juice for school or work
- ✓ Use both sides of a sheet of paper
- ✓ Reuse materials for art, craft or wrapping presents

The animals in this brochure are native to our area. How we treat our environment, including managing waste, impacts these animals.

Help us help you

To assist with waste collection and the safety of staff, please leave your bins:

- ✓ at least one metre apart on the curb
- ✓ facing the road
- ✓ at least one metre from recycling crates, trees, telegraph poles and other obstacles
- ✓ out before 6am on the day of collection or the night before

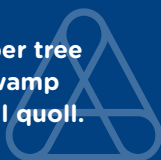
Please do not leave bins out overnight after they have been emptied.



Additional bins and crates can be purchased by households to be collected at the same time as the scheduled service for that property.

Visit the Waste and Recycling page on Council's website to view the price of purchasing additional bins and crates.

Featured animals: superb fairywren, pepper tree frog, koala, tawny frogmouth, echidna, swamp wallaby, brushtail possum and spotted tail quoll.



Waste Management Facilities

Armidale Waste Management Facility & Recycling Centre (including Community Recycling Centre and Return & Earn station)

108 Long Swamp Road, Armidale NSW 2350

Phone: (02) 6772 7090

Opening hours:

- Monday – Friday 7.30am – 5pm
- Weekends and public holidays 12pm – 5pm (Last entry 15 minutes before closing time)
- Closed Christmas Day and Good Friday

Sells compost, mulch and crushed concrete aggregate (fine, medium & gabion grades).

Armidale Recycling Shop

Located at Armidale Waste Management Facility

Phone: 0459 270 841

Opening hours:

- Monday – Friday 8.30am – 5pm
- Weekends and public holidays 12pm – 5pm

Guyra Recycling & Transfer Station

Everett Street, Guyra, NSW, 2365

Phone: (02) 6779 2377

Opening hours:

Tuesday, Thursday, Saturday & Sunday, 9am – 5pm

**For a full list of transfer stations,
visit armidaleregional.nsw.gov.au**

Items that can be dropped off at the waste management facility and transfer stations:

- General household waste that is too large or unsuitable to put in the red-lid landfill bin or recycling crates (see A–Z list for items).
- Household quantities of some hazardous waste (see Community Recycling Centres page). Please advise the gate attendant of any hazardous waste prior to dropping off.

Waste and Recycling Collection

Waste Collection Calendars

Depending on where you live, waste and recycling is collected on different days of the week.

To view a map and calendar outlining when your waste and recycling is collected, visit the Armidale Regional Council website, and go to the Waste and Recycling Collection page.

Remember, landfill waste and recycling is collected weekly, and green waste is collected fortnightly.

If you require a hard copy of either the rural or urban waste calendar, drop into Council's Customer Service counter at 135 Rusden Street.

**Call Council's Waste Hotline on
1300 136 322 if you need further information**



Collect compost, mulch and crushed aggregate in your own vehicle or have it delivered by the truckload for an additional fee.

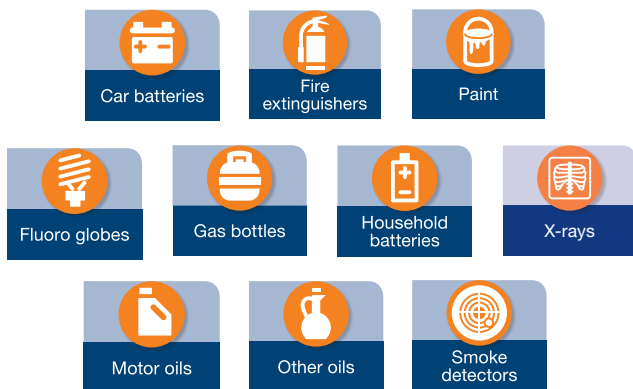
Phone the Armidale Waste Management Facility to check the availability of deliveries.

Problem Waste

Community Recycling Centres

Household problem waste can be dropped off for free at the Community Recycling Centres located at the Armidale Waste Management Facility and Guyra Waste Transfer Station. CRCs are permanent drop-off centres for common household waste that cannot be collected by Council's kerbside waste and recycling collection services.

Items that can be taken to the Armidale and Guyra CRCs:



The CRC accepts household quantities of these materials. This is a maximum container of 20 litres or 20 kilograms for each waste type.

Most of the items accepted at CRCs will be reused or recycled. For operating times see the Recycling & Waste Facilities page on Council's website.



Community Recycling Centres are a NSW Government Waste Less, Recycle More initiative funded from the waste levy.

A-Z of Waste Management

- G Garbage to Landfill (140L red-lid bin)
- R Recycling Crates (50L black crates)
- C2S City to Soil (240L green-lid bin)
- RS Armidale Recycling Shop
- CRC Problem/Hazardous Waste - bring to Community Recycling Centre
- WMF Bring to Waste Management Facility
- CS Bins in Council's Customer Service area
- XSD Requires **Special Disposal**
- LS Selected lighting shops
- SB Sharps bins
- CH Charity
- PH Pharmacy - to local chemist for charity reuse

A

- aerosol cans (empty)
- aluminium foil
 - clean
 - soiled
- animal droppings
- asbestos (wrapped)

R

R

G

C2S

XSD

B

- bag ties
- band aids
- BBQ chicken packaging
- baskets
- batteries (not car)
- beer bottles
- beer cans
- bicycles
- bones
- books
- bottle tops
 - metal
 - plastic
- branches
- butter wrapper (paper)

G

G

G

G

CRC

R

R

RS

C2S

R

R

R

G

C2S

C2S

R

G

G

G

G

G

G

G

G

G

G

G

G

G

G

G

G

G

G

G

G

G

G

G

G

G

G

G

G

G

G

G

G

G

G

G

G

G

G

G

G

G

G

G

G

G

G

G

G

G

G

G

G

G

G

G

G

G

G

G

G

G

G

G

G

G

G

G

G

G

G

G

G

G

G

G

G

G

G

G

G

G

G

G

G

G

G

G

G

G

G

G

G

G

G

G

G

G

G

G

G

G

G

G

G

G

G

G

G

G

G

G

G

G

G

G

G

G

G

G

G

G

G

G

G

G

G

G

G

G

G

G

G

G

G

G

G

G

G

G

G

G

G

G

G

G

G

G

G

G

G

G

G

G

G

G

G

G

G

G

G

G

G

G

G

G

G

G

G

G

G

G

G

G

G

G

G

G

G

G

G

G

G

G

G

G

G

G

G

G

G

G

G

G

G

G

G

G

G

G

G

G

G

G

G

G

G

G

G

G

G

G

G

G

G

G

G

D

detergent bottles	R
disposable nappies	G
drink cans	R
dry cell batteries	CRC CS

E

egg shells	C2S
electrical appliances	CRC
broken	RS CH
working	R
envelopes	CRC
eWaste	CRC

F

fluorescent tubes	CRC LS
foam underlay	G WMF
food	C2S
food wrappers (paper)	C2S
food cans	R
furniture (reusable)	RS CH

G

garden waste	C2S WMF
gauze (bandage)	G
glass (other than bottles)	G
grass clippings	C2S WMF

H

hair clippings	C2S
household chemicals	CRC

I

ice-cream containers	R
ice-cream container lids	R

J

jar lids	
metal	R
plastic	G
juice cartons	R
junk mail	R

K

kitty litter	C2S
(biodegradable)	

L

lead crystal, glass	G
leaves	C2S
light bulbs	CRC
lolly wrappers	G
lunch boxes (plastic)	G

M

magazines	R
manure	C2S
(animal droppings)	
margarine tubs	R
matchboxes	G
meat scraps	C2S
medicine bottles	G
milk containers	
cardboard cartons	R
plastic	R
mirrors	G
mobile phones	CS CRC
phone batteries	CRC CS
motor oil & containers	CRC

N

nappies	
certified compostable	G
disposable	G
newspapers	R

O

office paper	R
--------------	---

P

paint	CRC
paint tins (empty)	WMF
paper soiled with food	C2S
paper towel	
rolls	R
soaked in cooking oil	C2S
pencil shavings	C2S
pens and pencils	G
pet food tins	R
pickle jars	R

Waste Requiring Special Disposal (XSD): Syringes should be placed in special sharps collection bins located at the Armidale Hospital, Priceline Pharmacy and Amcal Chemists in Cinders Lane, K-Mart Plaza entry and the Waste Management Facility. Syringes must NOT be placed into ANY of Council's waste services as they pose a very dangerous health risk. For further information please call 1300 136 833

P (continued)

picture frames	RS
pizza boxes	
clean	R
soiled	C2S
place mats	G
plant cuttings	C2S
plastic plant pots	G
plastic bags	R
plastic buckets	R
plastic strapping	G
plastic trays/baskets	R
plastic wrappers	R
plastics 1 (pet)	R
plastics 2 (hdpe)	R
plastics 3 (pvc)	R
plastics 4 (ldpe)	R
plastics 5 (pp)	R
plastics 6 (p5)	R
plastics 7 (other)	R
plastic seedling containers	R
plate glass	G
polystyrene	G WMF
(inc. cups & trays)	
pots & pans	
aluminium	R
steel	R
pvc pipe	WMF
Pyrex ovenware	G
S	
sauce bottles	R
shampoo containers	R
shoes	G RS CH
soft drink bottles	R
soft drink cans	R
spectacles	PH
sporting goods	G RS CH
steel cans	R
steel (other)	WMF

styrofoam	G WMF
syringes/sharps	XSD SB
T	
takeaway containers	
soiled paper	C2S
plastic	R
tea bags	C2S
telephone books	R
tin cans	R
tissues	C2S
toilet paper rolls	R
toys	G CH
tree clippings	C2S
twine	G
tyres	WMF
V	
vacuum cleaner dust	
no glass or plastic	C2S
glass or plastics	G
vegetable scraps	C2S
vinyl	G
W	
waxed cardboard	G
& paper	
weeds	C2S
white goods	RS
window panes	
broken	G
intact	RS
wine bottles	R
wood	RS WMF
with nails & fittings	WMF
treated	WMF
wrapping paper	R
X	
X-rays	CRC
Y	
yoghurt containers	R

Contact us

Missed bins & other enquiries

Call our Waste Hotline

1300 136 322

Other ways to find out about your waste services:

Email council@armidale.nsw.gov.au

Website www.armidaleregional.nsw.gov.au

Office 135 Rusden Street, Armidale
158 Bradley Street, Guyra



Thanks to the
Northern Tablelands
Wildlife Carers for
providing some of
the images in this
brochure.

24-hour Carers
hotline:
1800 008 290

Follow Us



facebook.com/arc2350



[@ARC2350](https://twitter.com/ARC2350)



[armidaleregionalcouncil](https://armidaleregionalcouncil.nsw.gov.au)

